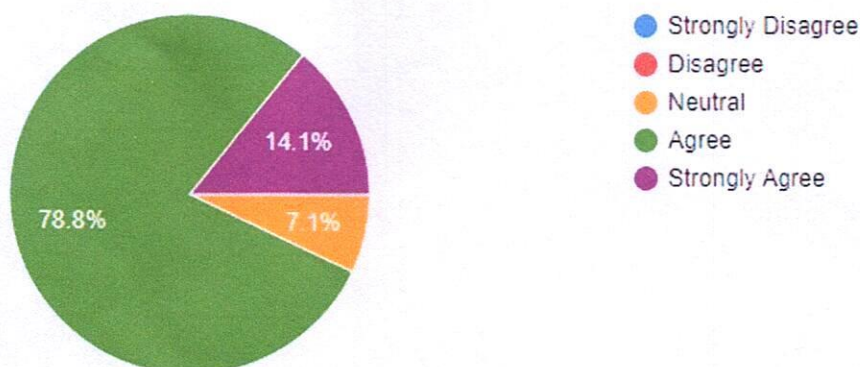


DEPARTMENT OF ENGLISH
Feedback Analysis Report
Students Feedback 2021-2022

4th Semester

Poetry I (1st Semester) is intended to provide a comprehensive guide to English Poetry, its development, its forms and movements, throughout the ages.

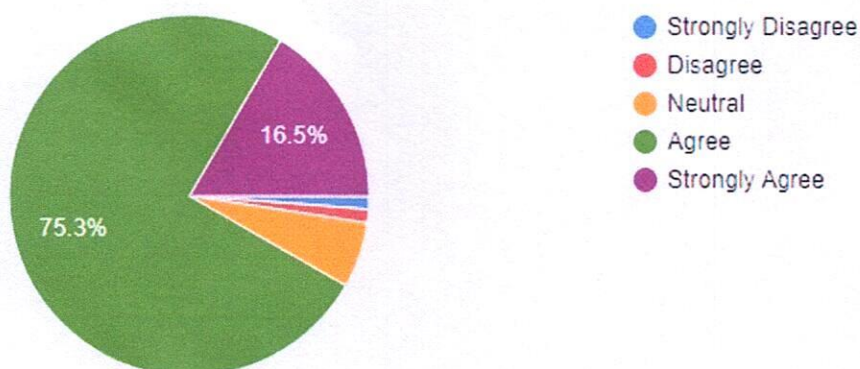
85 responses



1. The diagram shows the responses of the students on whether Poetry I (1st Semester) is intended to provide a comprehensive guide to English Poetry, its development, its forms and movements, throughout the ages. It is observed that 78.8% of the students agree and 14.1% of the students strongly agree to it, 7.1% of the students are Neutral to the question posed.

Fiction I (2nd Semester) is designed to familiarise students with the emergence of the Novel as an art form in the 18th Century and its successive development throughout the 18th and 19th Century.

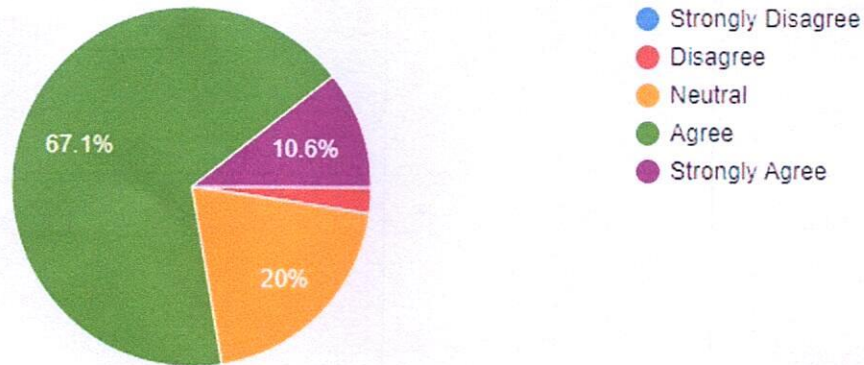
85 responses



2. The diagram reveals the students attitude to whether Fiction I (2nd Semester) is designed to familiarize students with the emergence of the Novel as an art form in the 18th Century and its successive development throughout the 18th and 19th Century. It is observed that 75.3% of the students Agree and 16.5% of the students strongly agree to the statement. Only 1.2% of students Disagree and other 1.2% of the students Strongly Disagree, 5.9% of the students remained Neutral

Sufficient reference material and related books and other resources are available for the topics mentioned in the syllabus in the library.

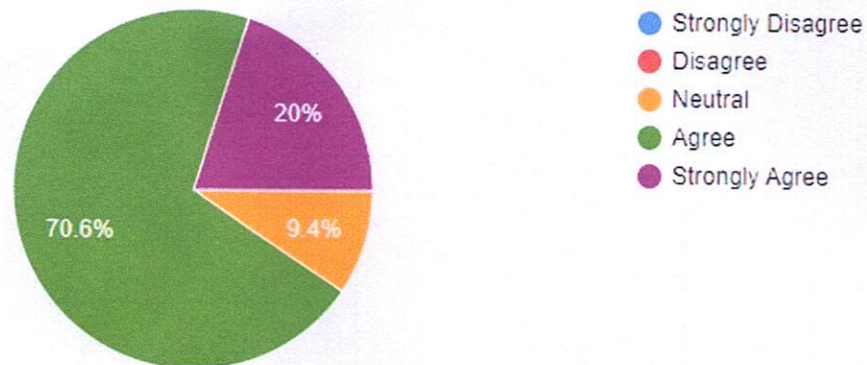
85 responses



3. The diagram depicts the responses of the students to the question if there are Sufficient reference materials and related books and other resources are available for the topics mentioned in the syllabus in the library. It is seen from the diagram that 67.1% of the students Agree and 10.6% of the students Strongly Agree. 2.4% of the students Disagree and 20% of the students are Neutral to it.

The courses studied by me enhance my knowledge as well as my skills and my capabilities.

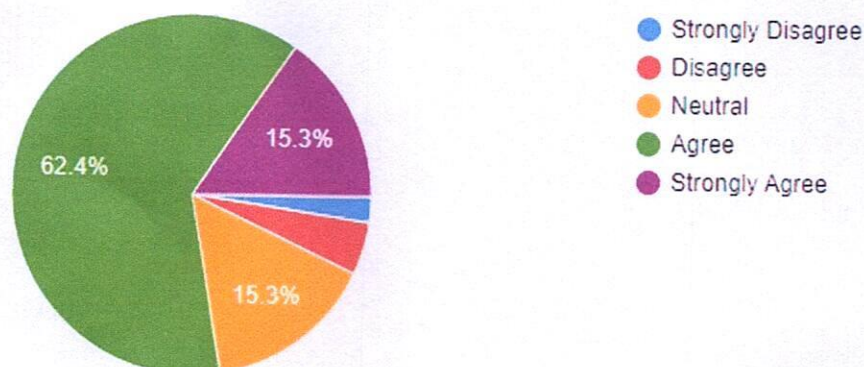
85 responses



4. The diagram shows the responses of the students to if The courses studied by them enhance their knowledge as well as their skills and capabilities. The picture shows that 70.6% of the students Agree and 20% of the students strongly agree. But 9.4% of the students prefer to be Neutral.

Modern teaching aids, power point presentations, web-resources, multi media, e-content (PDF files, MS word, etc.) are used by most of the teachers while teaching.

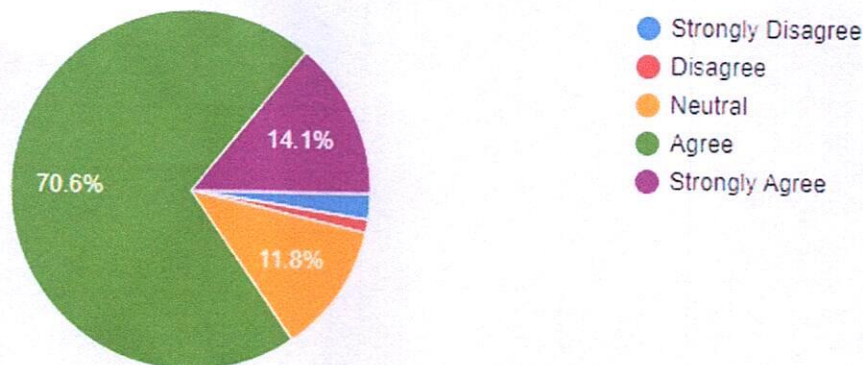
85 responses



5. The diagram explains the responses of the students to the question whether Modern teaching aids, power point presentations, web-resources, multimedia, e-content (PDF files, MS word, etc.) are used by most of the teachers while teaching. The diagram shows that 62.4% of the students Agree and 15.3% of the students strongly agree. However, 4.7% of the students Disagree, and only 2.4% of the students strongly disagree with it. While 15.3% of the students are Neutral.

The assessment and evaluation process are fair and unbiased.

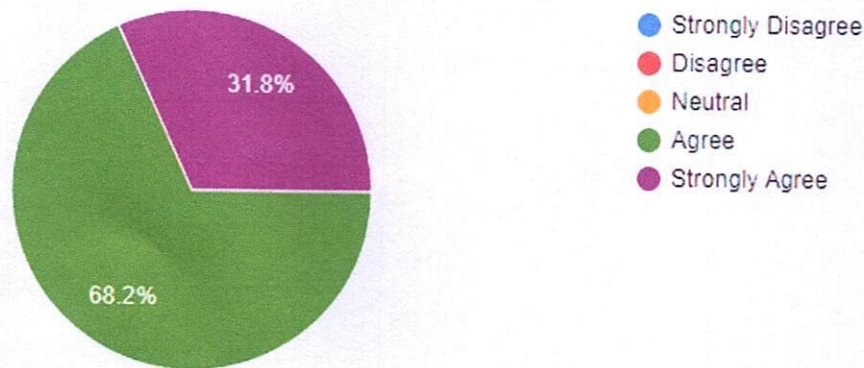
85 responses



6. The diagram reveals to us the responses of the students whether the assessment and evaluation process are fair and unbiased. It is observed that 70.6% of the students Agree. And 14.1% of the students strongly agree with it. 1.2% of the students Disagree and 2.4% of the students strongly disagree to it. 11.8% of the students tend to be Neutral.

The internal assessment like internal test and assignment are conducted in time.

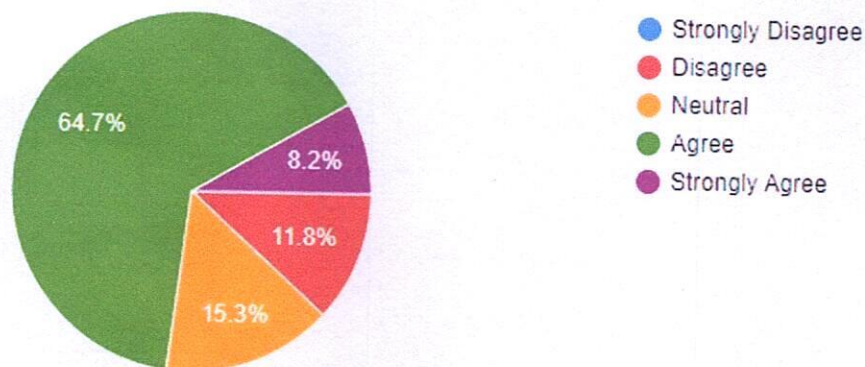
85 responses



7. The above diagram explains the responses of the students to question whether the internal assessment like internal test and assignment are conducted in time. It is seen that 68.2% of the students Agree and 31.8% of the students strongly agree that internal test and assignment are conducted in time

The weak and fast learner students are identified, and efforts are taken for improvement through remedial classes and other activities to improve the performance.

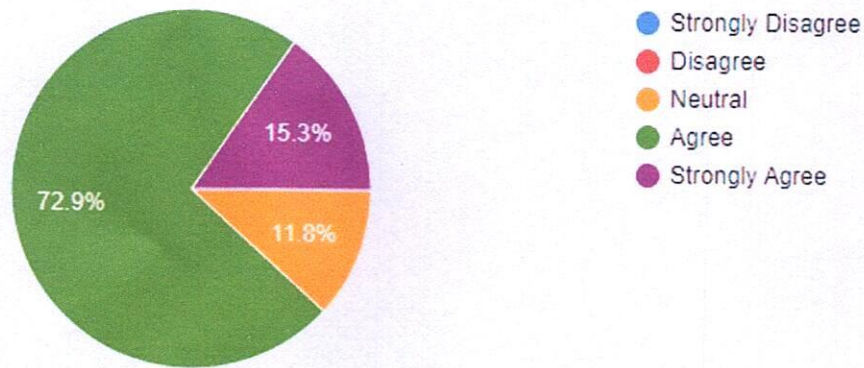
85 responses



8. The diagram given shows the responses of the students whether the weak and fast learner students are identified, and efforts are taken for improvement through remedial classes and other activities to improve the performance. It is observed that 64.7% of the students Agree and 8.2% of the students Strongly Agree with the statement. 11.8% of the students Disagree and 15.3% of the students are Neutral.

Overall ambience of the Institute is conducive for effective learning.

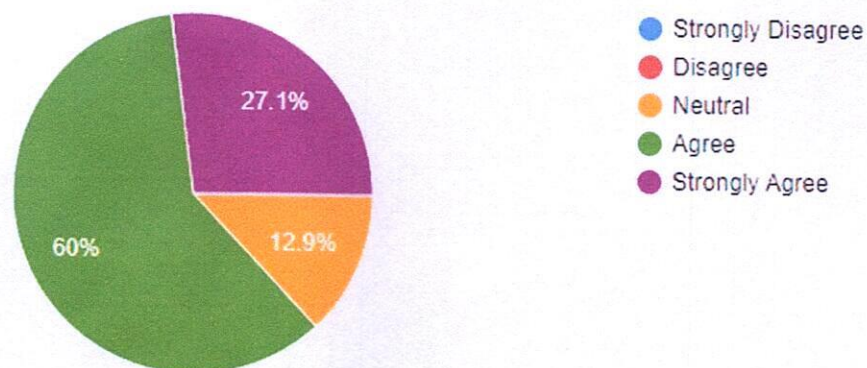
85 responses



9. The diagram manifests the responses of the students whether the Overall ambience of the Institute is conducive for effective learning. It is seen from the diagram that 72.9% of the students Agree and 15.3% of the students Strongly Agree that the overall ambience of the Institute is conducive for effective learning, but 11.8% of the students are Neutral to it.

The atmosphere of the Institute is conducive to bring out best from you.

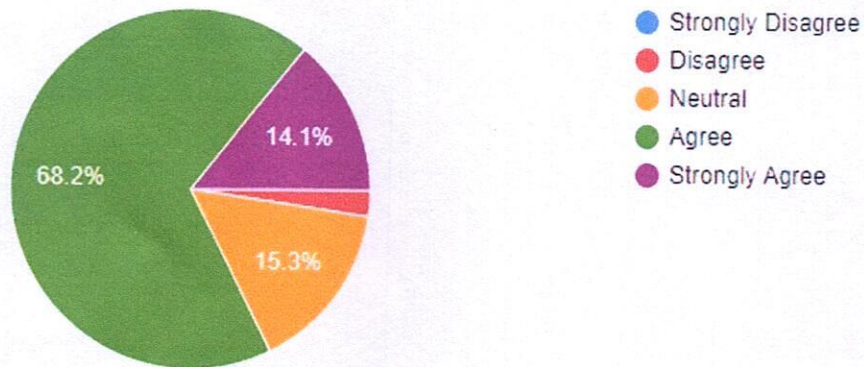
85 responses



10. The diagram depicts the responses of the students whether the atmosphere of the Institute is conducive to bring out best from them. The responses show that 60% of the students Agree that the atmosphere of the Institute is conducive to bring out best from them and 27.1% of the students strongly agree with the statement but 12.9% of the students are Neutral.

The Institute responds timely to your grievances to your satisfaction.

85 responses



11. The diagram displays the responses of the students whether the Institute responds timely to your grievances to your satisfaction. The responses show that 68.2% of the students Agree and 14.1% of the students strongly agree. There are 2.4% of the students who Disagree and 15.3% of the students are Neutral.

Amenities and Assistance provided at the college:

Amenities and Assistance provided at the college.

Copy

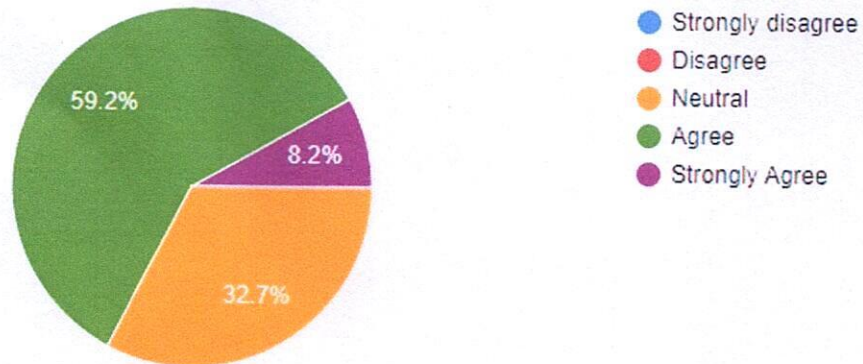


PRINCIPAL
 DON BOSCO COLLEGE
 TURA-794002

6th Semester

The Drama (3rd Semester) traces the development of drama from the Elizabethan age to the post-war era of the 20th Century.

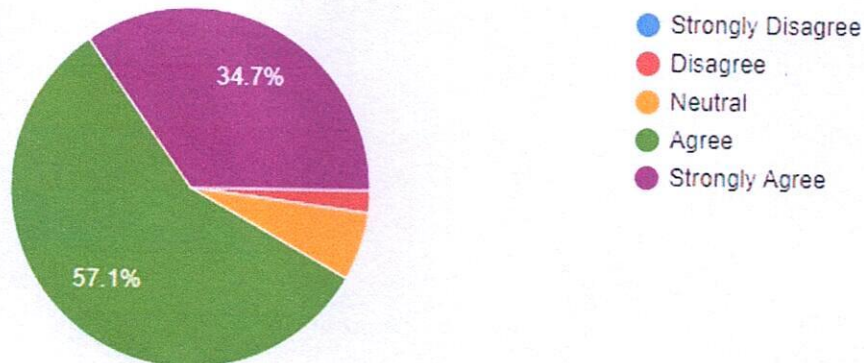
49 responses



1. The diagram depicts the responses of the students on whether the Drama (3rd Sem) traces the development of drama from the Elizabethan age to the post-war era of the 20th Century. It is observed that 59.2% of the students agree and 8.2% of the students strongly agree that Drama of the 3rd semester traces the development of drama from the Elizabethan age to the post-war era of the 20th Century and 32.7% of the students are neutral.

Paper IV introduces the students to the Literary History of English Literature and provides the necessary background for the study of English Literature.

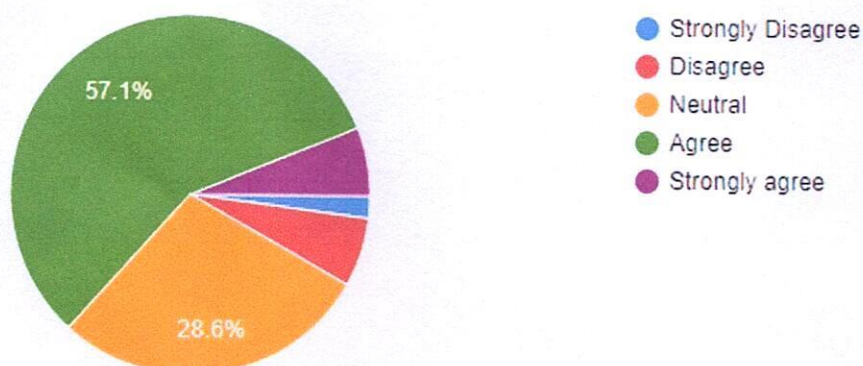
49 responses



2. The diagram portrays the responses of the students whether Paper IV introduces the students to the Literary History of English Literature and provides the necessary background for the study of English Literature, 57.1% of the students Agree and 34.7% of the students strongly Agree to the fact that Paper IV introduces the students to the Literary History of English Literature and provides the necessary background for the study of English Literature and 6.1% are neutral, and only 2% of the students disagree on the topic.

Sufficient reference material and related books and other resources are available for the topics mentioned in the syllabus in the library.

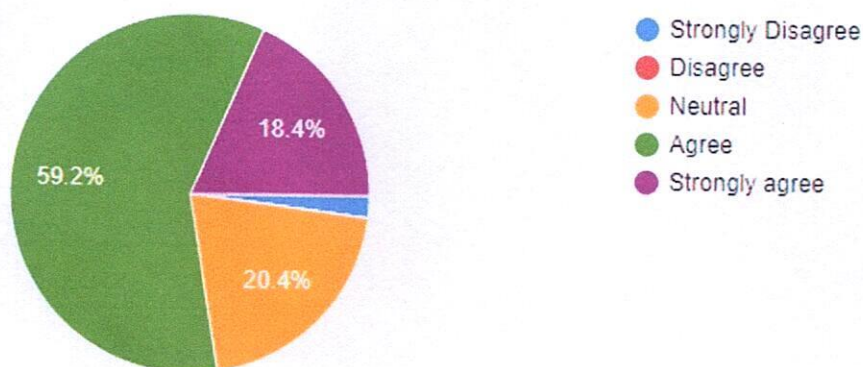
49 responses



3. The diagram shows the responses of the students on whether sufficient reference material and related books and other resources are available for the topics mentioned in the syllabus in the library. It is observed that 57.1% of students Agree and About 6.1% of the students strongly agree that there are sufficient reference material and related books in the library. 6.1% of the students disagree and only 2% of the students strongly disagree, while 28.6% of the students are neutral to it.

The courses studied by me have enhanced my knowledge as well as my skills and my capabilities

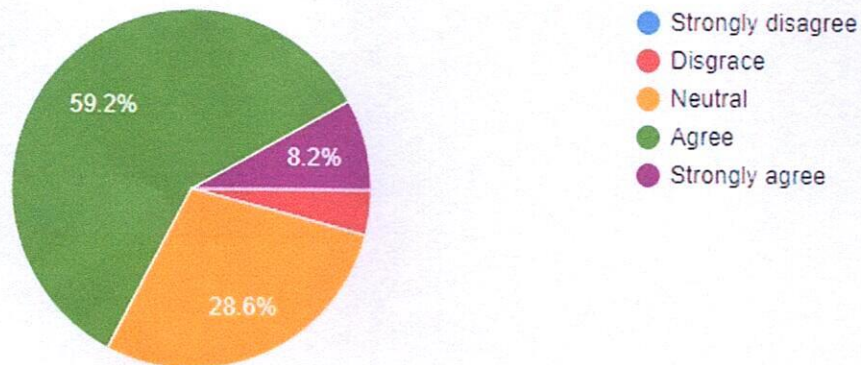
49 responses



4. The diagram explains whether the courses studied by them have enhanced their knowledge as well as their skills and their capabilities. It is observed that 59.2% of the students Agree, and 18.4% of the students strongly Agree that the courses have enhanced their knowledge, skills and their capabilities. Only 2% of the students strongly disagree and 20.4% of the students are Neutral.

Modern teaching aids, power point presentations, web-resources, multi-media, e-content (PDF files, MS Word, etc.) are used by most of the teachers while teaching.

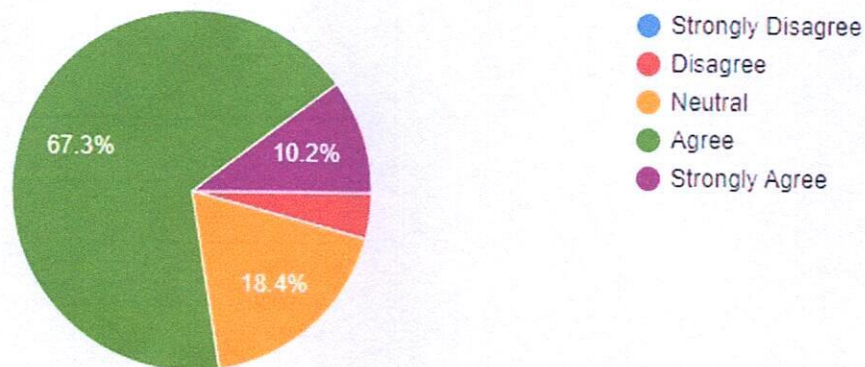
49 responses



5. The diagram gives us the view on whether Modern teaching aids, power point presentations, web-resources, multi-media, e-content (PDF files, MS Word, etc.) are used by most of the teachers while teaching. It is clearly observed that 59.2% of the students agree and 8.2% of the students strongly agree. About 4.1% of the students Disagree and 28.6% of the students are neutral.

The Assessment and evaluation process are fair and unbiased.

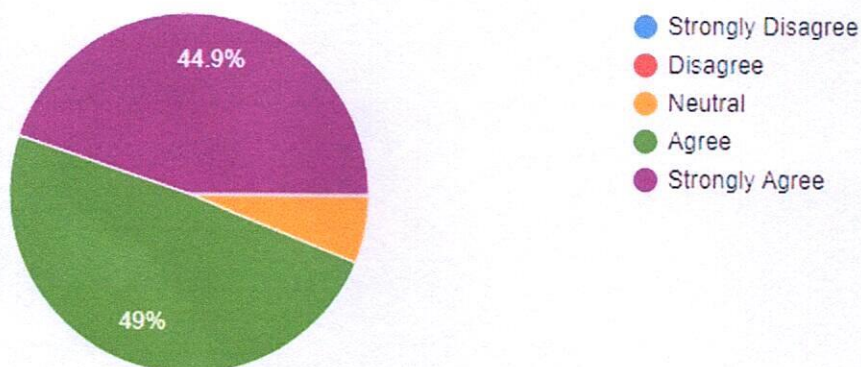
49 responses



6. The diagram explains to us about the students view on the Assessment and evaluation process is fair and unbiased. It is clearly indicated that 67.3% of the students agree, 10.2% of them strongly agree and 4.1% of the students Disagree, and about 18.4% of the students are Neutral.

Internal Assessment like internal test and assignment are conducted.

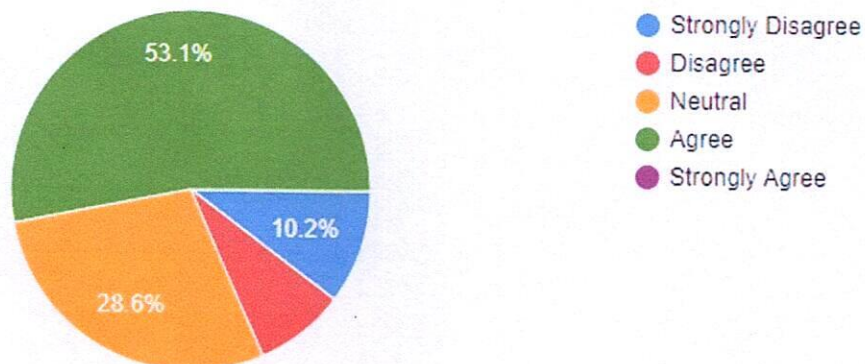
49 responses



7. The picture shows the responses of the students whether Internal Assessment like internal test and assignment are conducted. 49% of the students Agree 44.9% of the students Strongly agree that Internal Assessment like internal test and assignment are conducted only 6.1% of the students are Neutral

The weak and fast learner students are identified, and efforts are taken for improvement through remedial classes and other activities to improve the performance

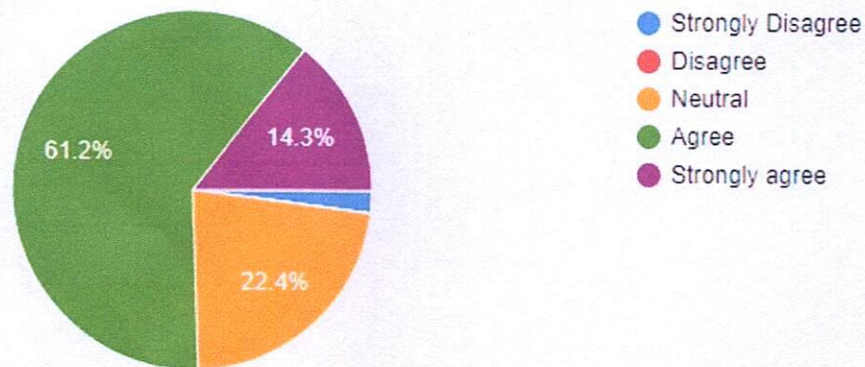
49 responses



8. The diagram depicts the responses of the students on the statement: The weak and fast learner students are identified, and efforts are taken for improvement through remedial classes and other activities to improve the performance. 53.1% of the students Agree and 10.2% Strongly disagree and 8.2% Disagree, 28.6% of the students are Neutral.

Overall ambience of the Institute is conducive for effective learning.

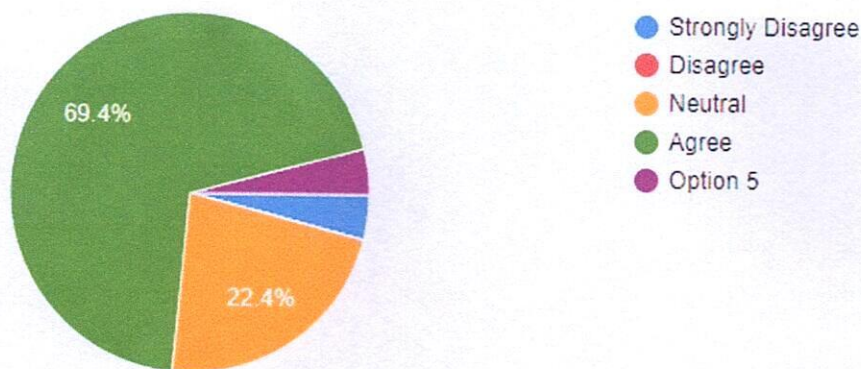
49 responses



9. The diagram shows the responses of the students whether the overall ambience of the Institute is conducive for effective learning. The analysis shows that 61.2% of the students Agree, whereas 14.3% of the students Strongly agree. Just 2% of the students Strongly disagree and others 22.4% of the students are Neutral.

The atmosphere of the Institute is conducive to bring out best from you.

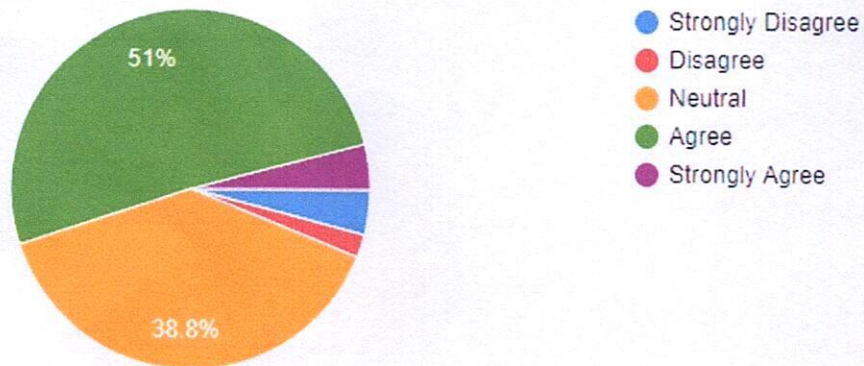
49 responses



10. The diagram shows the responses of the students on the atmosphere of the Institute is conducive to bring out best from them. The picture will convey to the readers that 69.4% of the students Agree, 4.1% Strongly agree, and 4.1% of the students Strongly disagree, and 22.4% of the students are Neutral

The Institute responds timely to your grievances to your satisfaction

49 responses

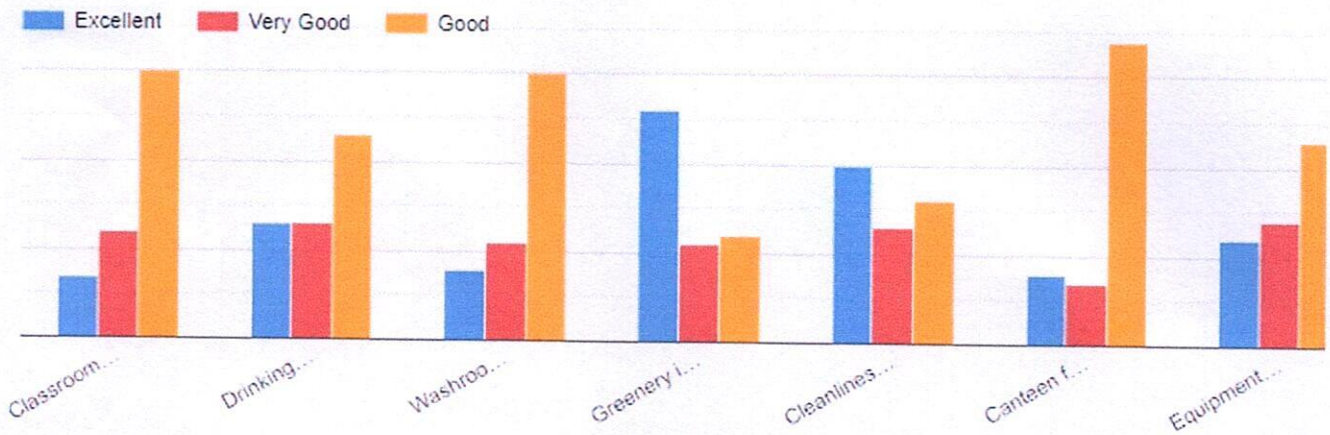


11. The diagram shows the responses of the sisters and to see how The Institute responds timely to your grievances to your satisfaction. The diagrams shows how many scripts one can do. There 51% of the students Agree and 4.1% Strongly Agree, 4.1% Disagree, 2% Disagree, 38.8% Neutral

Amenities and Assistance provided at the College

Amenities and Assistance provided at the College

Copy



PRINCIPAL
DON BOSCO COLLEGE
TURA-794002