

Don Bosco College, Tura



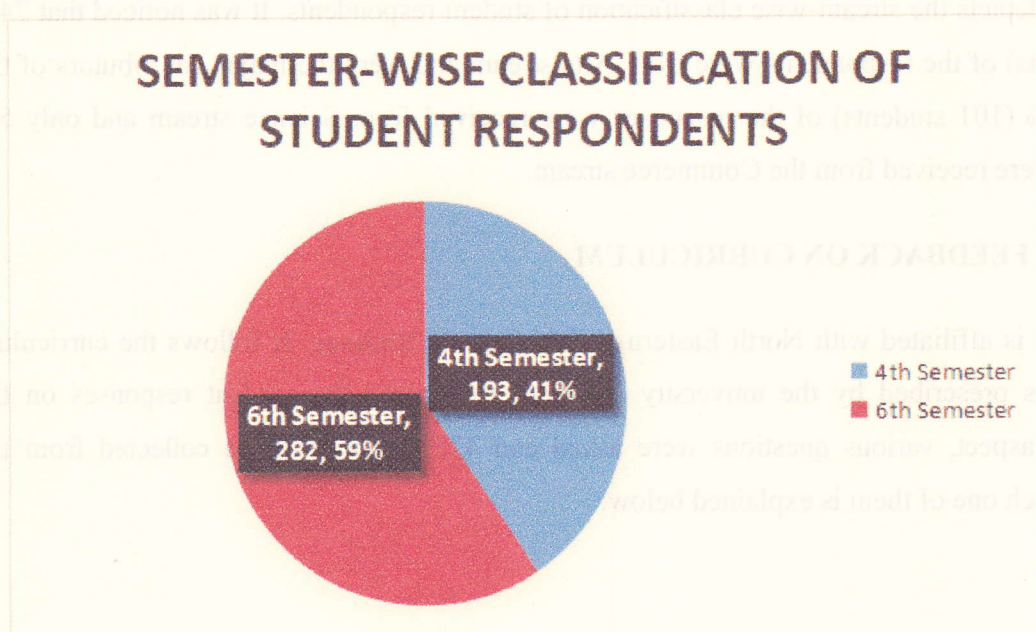
Report on
ANALYSIS OF STUDENT'S FEEDBACK
ON CURRICULUM

2020 - 2021

Report on
ANALYSIS OF STUDENT'S FEEDBACK ON CURRICULUM
2020-2021

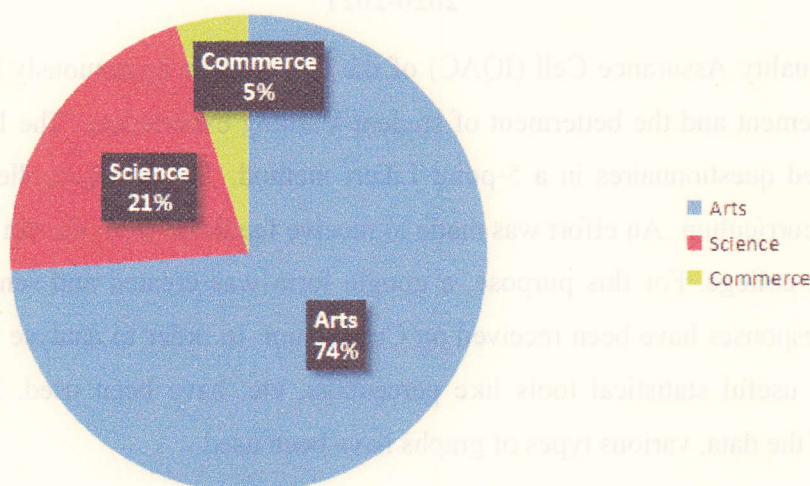
The Internal Quality Assurance Cell (IQAC) of the College has continuously been working on quality improvement and the betterment of student learning experiences. The IQAC Cell of the college prepared questionnaires in a 5-point Likert method. The college collected information relating to the curriculum. An effort was made to receive feedback from the 4th and 6th semester students of the college. For this purpose, a google form was created and sent to students. As many as 475 responses have been received on Curriculum. In order to analyse and represent the data collected, useful statistical tools like percentage, etc. have been used. For the effective presentation of the data, various types of graphs have been used.

STUDENT PROFILE



Out of the total 475 responses collected from the students, 59% (282 students) were from 4th semester and 41% (193 students) were from 6th semester.

STREAM-WISE CLASSIFICATION OF STUDENT RESPONDENTS

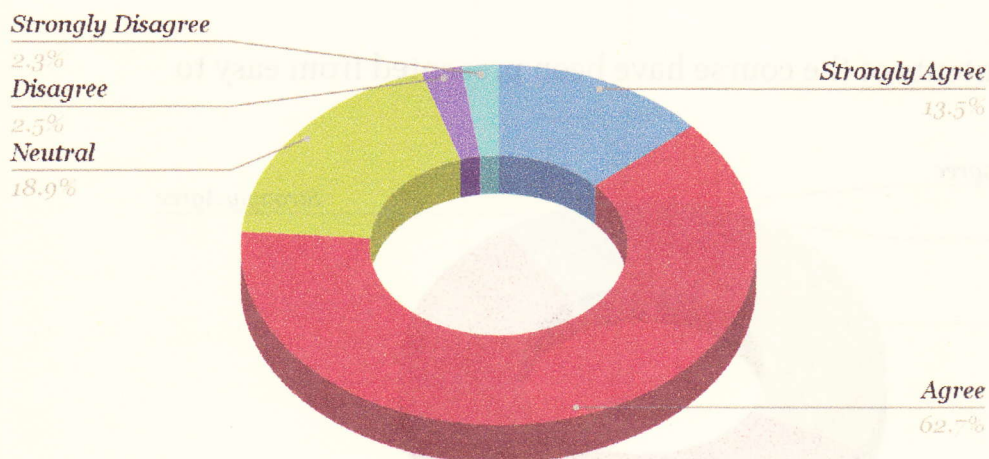


The above depicts the stream-wise classification of student respondents. It was noticed that 74% (351 students) of the respondents were from Arts stream and were the major contributors of the survey. 21% (101 students) of the responses were received from Science stream and only 5% responses were received from the Commerce stream.

STUDENT FEEDBACK ON CURRICULUM

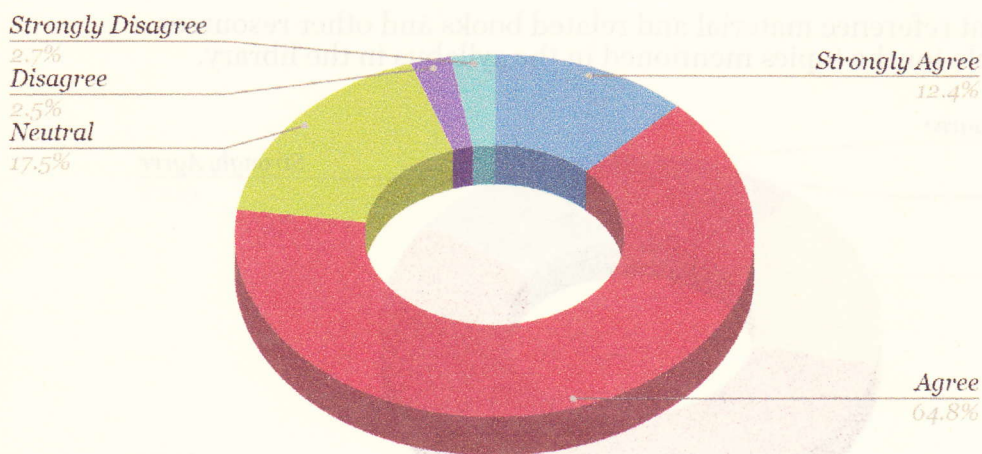
The college is affiliated with North Eastern Hill University Shillong. It follows the curriculum and syllabus prescribed by the university. In order to analyze the student responses on the curriculum aspect, various questions were asked and 475 responses were collected from the students. Each one of them is explained below.

1. The curriculum is designed so as to enhance employability.



The chart describes the responses of the students on whether the curriculum is designed so as to enhance employability. It is observed that 62.7% of the students agree. About 13.5% of the students strongly agree. Only 2.3% of the students strongly disagree that the curriculum is designed so as to enhance employability.

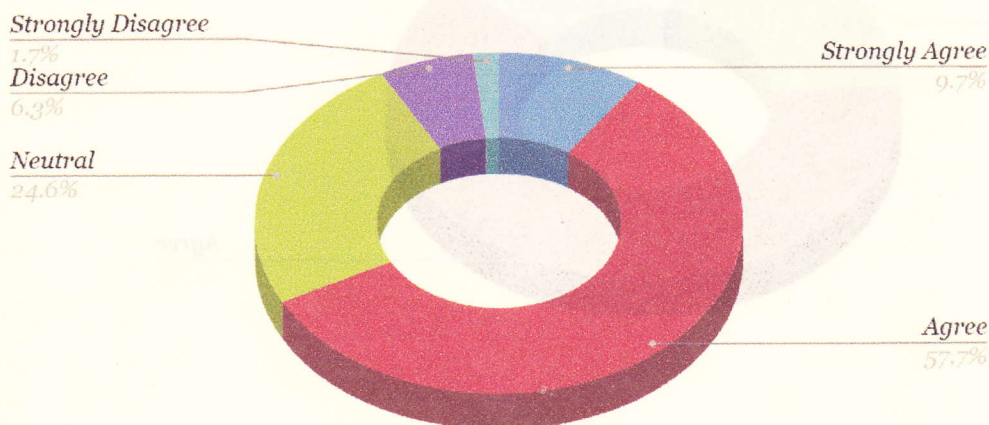
2. The Syllabus is contemporary and need based.



The chart portrays the responses of the students on whether the syllabus is contemporary and need based. It can be observed that 64.8% of the students agree that the syllabus is contemporary

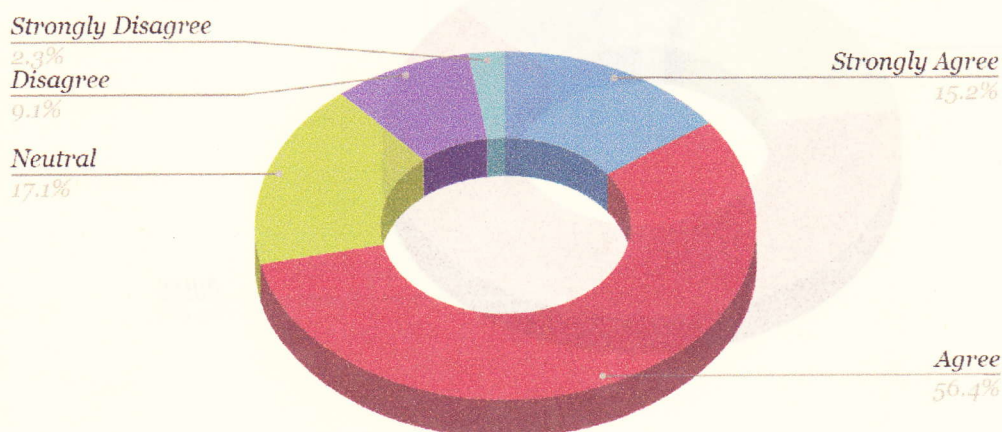
and need based. About 12.4% of the students strongly agree and only 2.7% of the students strongly disagree.

3. The contents of the course have been presented from easy to harder.



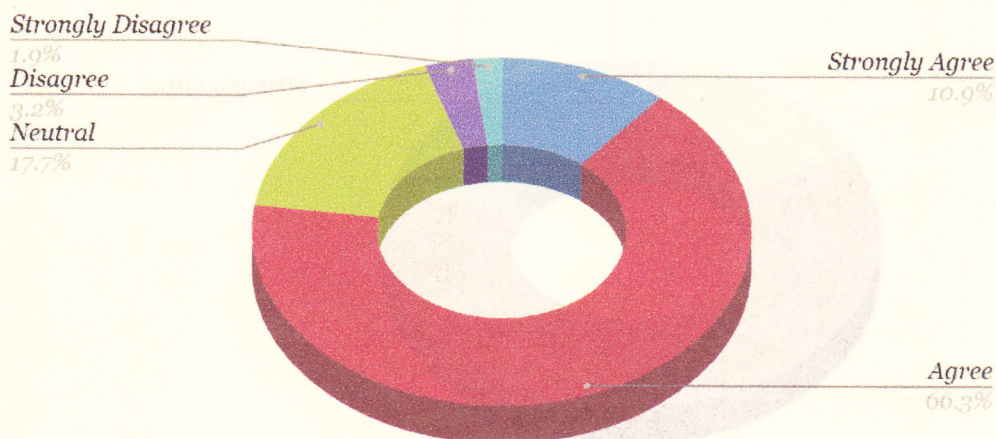
The chart explains the students' responses on whether the contents of the course have been presented from easy to harder. It can be found that 57.7% of the students agree. About 24.6% of the students are neutral and only 1.7% of the students strongly disagree.

4. Sufficient reference material and related books and other resources are available for the topics mentioned in the syllabus in the library.



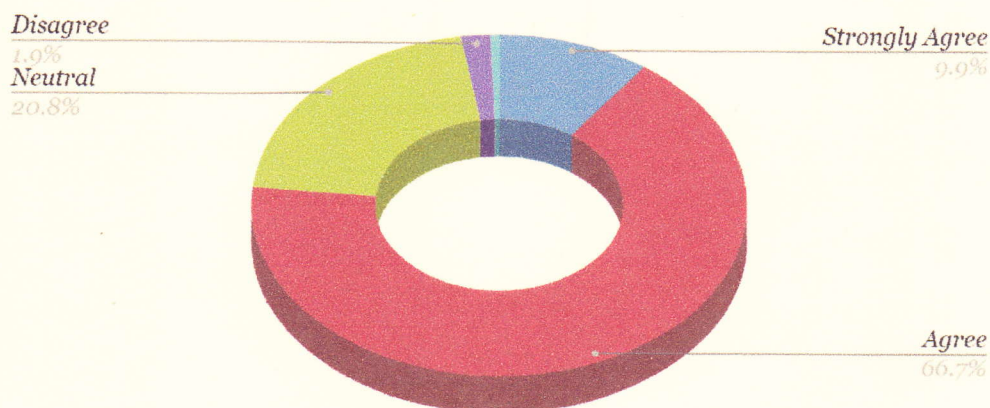
The chart gives the details of students' responses on whether sufficient reference material and related books and other resources are available for the topics mentioned in the syllabus in the library. It can be seen that 56.4% of the students agree. While 15.2% of the students strongly agree, only 9.1% disagree.

5. The courses offered are relevant and the contents are revised at regular intervals.



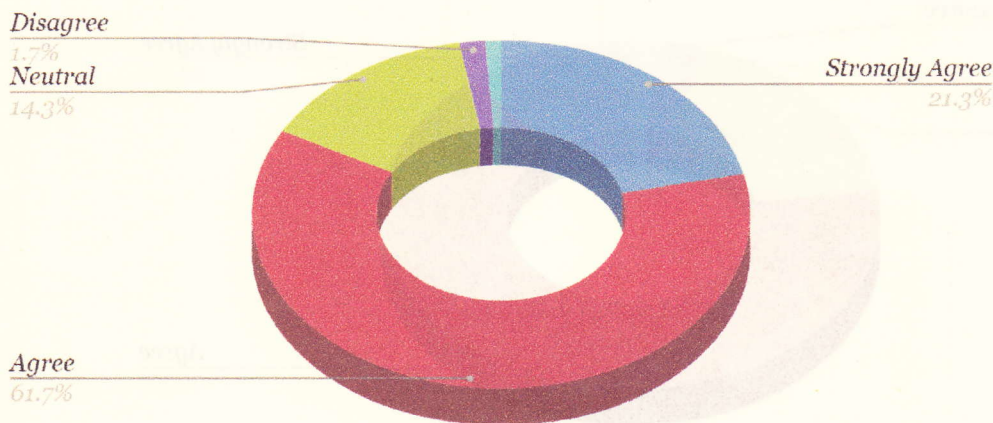
The chart shows the responses of the students on whether the courses offered are relevant and the contents are revised at regular intervals. It can be found that 66.3% of the students agree. About 17.7% of the students are neutral and only 1.9% of the students strongly disagree.

6. The contents of the course are in conformity with the learning outcomes.



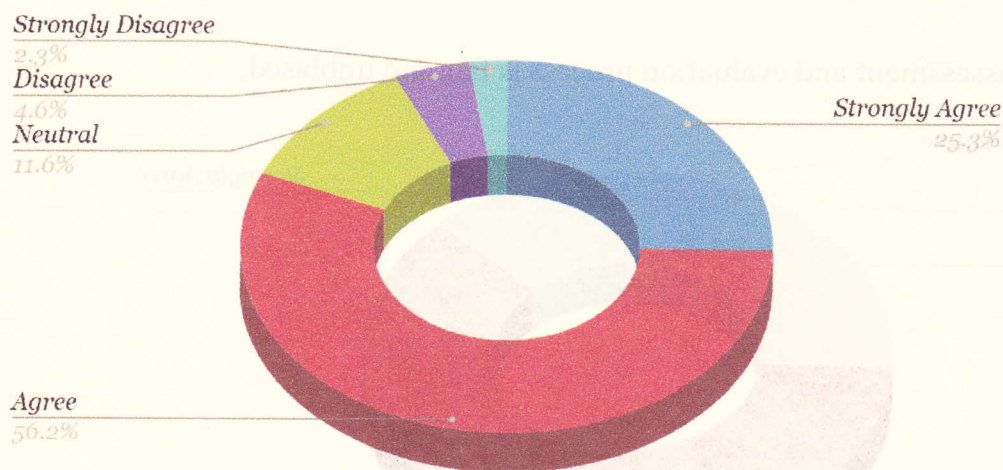
The chart portrays the responses of the students on whether the contents of the course are in conformity with the learning outcomes. It can be observed that 66.7% of the students agree that the contents of the course are in conformity with the learning outcomes. About 20.8% of the students are neutral and 9.9% of the students strongly disagree.

7. The courses studied by me have enhanced my knowledge as well as my skills and my capabilities.



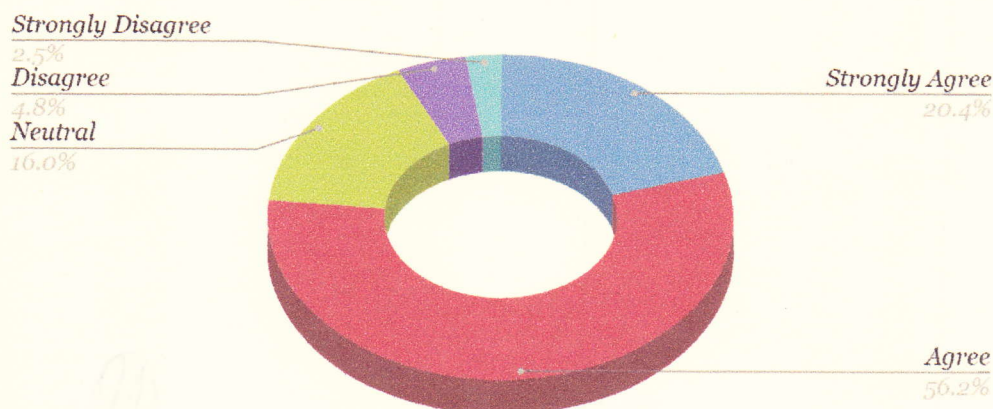
The chart explains the students' responses on whether the courses studied by them have enhanced their knowledge as well as their skills and capabilities. It can be found that 61.7% of the students agree that the courses studied by them have enhanced their knowledge as well as their skills and capabilities. About 14.3% of the students are neutral and 21.3% of the students strongly disagree.

8. The entire syllabus is completed in time.



The chart describes the responses of the students on whether the entire syllabus is completed in time. It is observed that 56.2% of the students agree that the entire syllabus is completed in time.. About 25.3% of the students strongly agree, 11.6% of them are neutral and only 2.3% of the students strongly disagree.

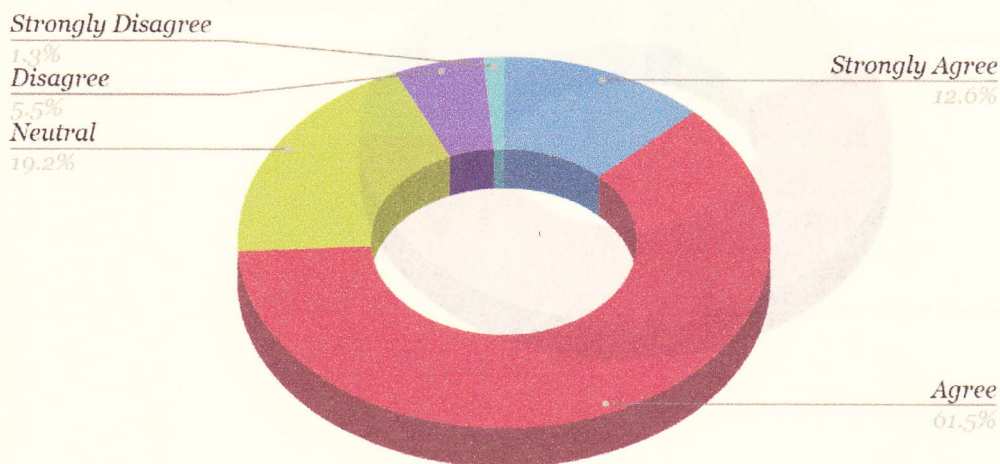
9. Modern teaching aids, power point presentations, web-resources, multi-media, e-content (PDF files, MS word, etc.) are used by most of the teachers while teaching.



The chart shows the responses of the students on whether modern teaching aids, powerpoint presentations, web-resources, multimedia, e-content (PDF files, MS Word, etc.) are used by most

of the teachers while teaching. It can be found that 56.2% of the students agree. About 20.4% of the students strongly agree, 16% are neutral and only 2.5% of of them strongly disagree.

10. The assessment and evaluation process is fair and unbiased.



The chart gives the details of students' responses on whether the assessment and evaluation process is fair and unbiased. It can be seen that 61.5% of the students agree that the assessment and evaluation process is fair and unbiased. While 12.6% of the students strongly agree, only 1.3% strongly disagree.



PRINCIPAL
DON BOSCO COLLEGE
TURA-794 002