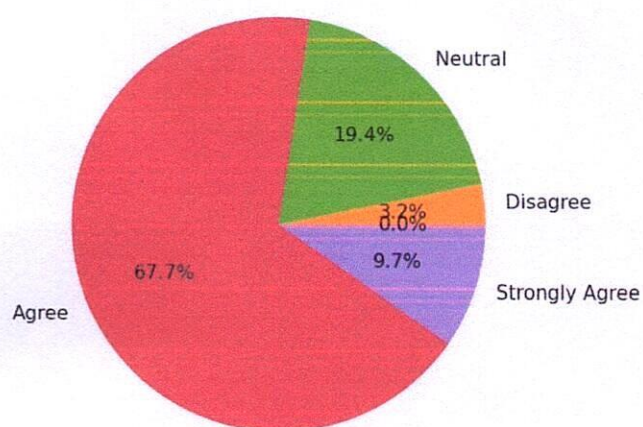


Department of Physics

Analysis of the Students' Feedback

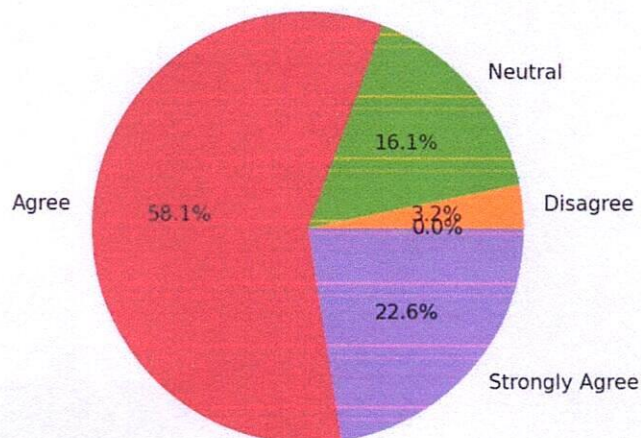
The curriculum is designed so as to enhance employability.

Strongly disagree	Disagree	Neutral	Agree	Strongly Agree
0	1	6	21	3
0.0%	3.2%	19.4%	67.7%	9.7%



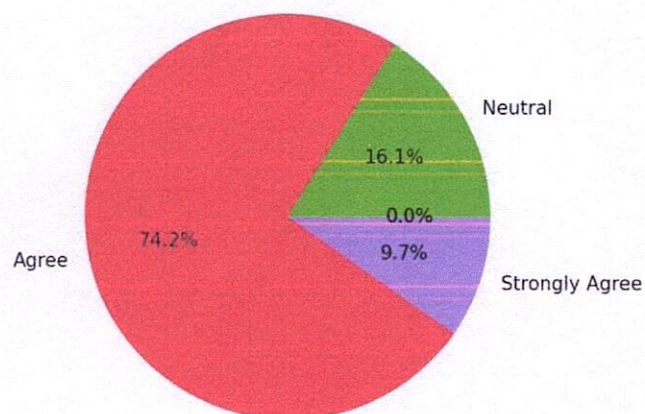
Sufficient reference material and related books and other resources are available for the topics mentioned in the syllabus in the library.

Strongly disagree	Disagree	Neutral	Agree	Strongly Agree
0	1	5	18	7
0.0%	3.2%	16.1%	58.1%	22.6%



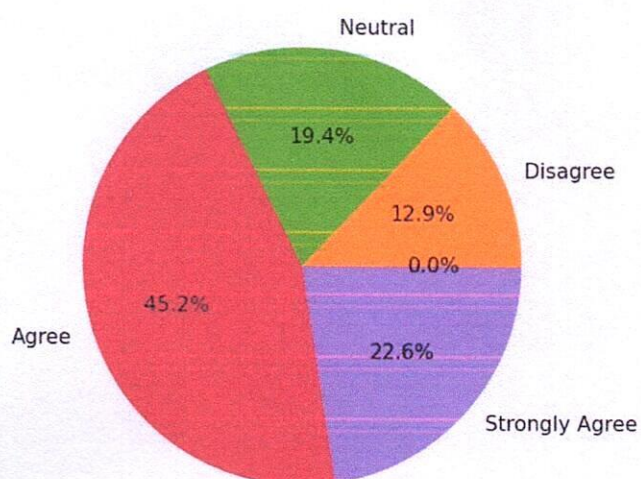
The courses studied by me have enhanced my knowledge as well as my skills and my capabilities.

Strongly disagree	Disagree	Neutral	Agree	Strongly Agree
0	0	5	23	3
0.0%	0.0%	16.1%	74.2%	9.7%



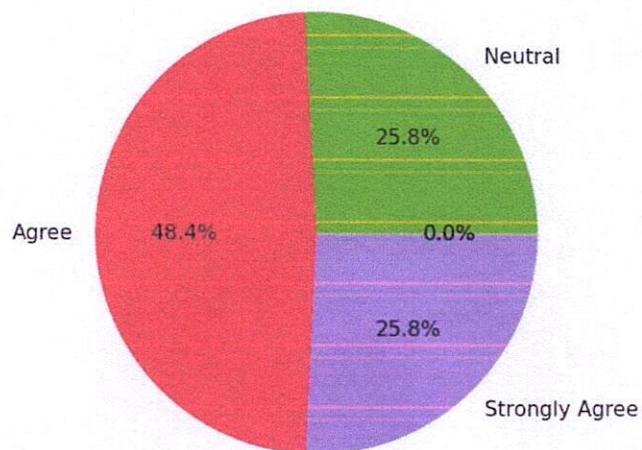
Modern teaching aids, power point presentations, web-resources, multi-media, e-content (PDF files, MS word, etc.) are used by most of the teachers while teaching.

Strongly disagree	Disagree	Neutral	Agree	Strongly Agree
0	4	6	14	7
0.0%	12.9%	19.4%	45.2%	22.6%



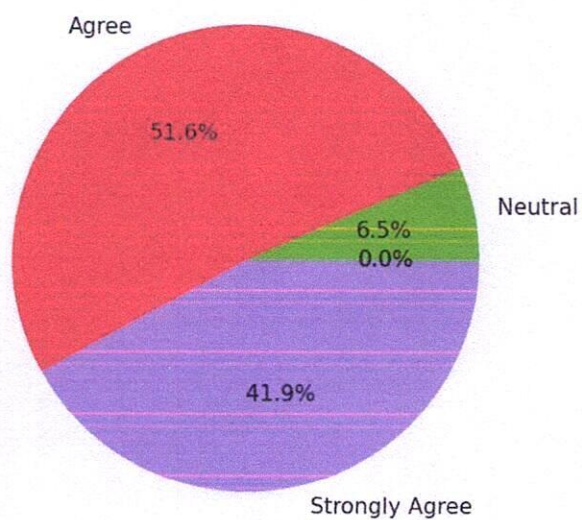
The assessment and evaluation process are fair and unbiased.

Strongly disagree	Disagree	Neutral	Agree	Strongly Agree
0	0	8	15	8
0.0%	0.0%	25.8%	48.4%	25.8%



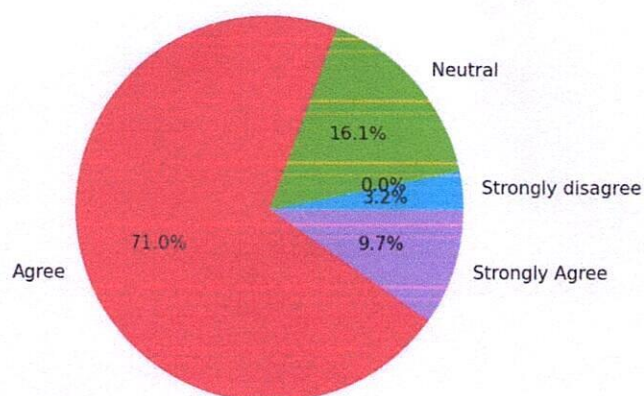
The internal assessment like internal test and assignment are conducted in time.

Strongly disagree	Disagree	Neutral	Agree	Strongly Agree
0	0	2	16	13
0.0%	0.0%	6.5%	51.6%	41.9%



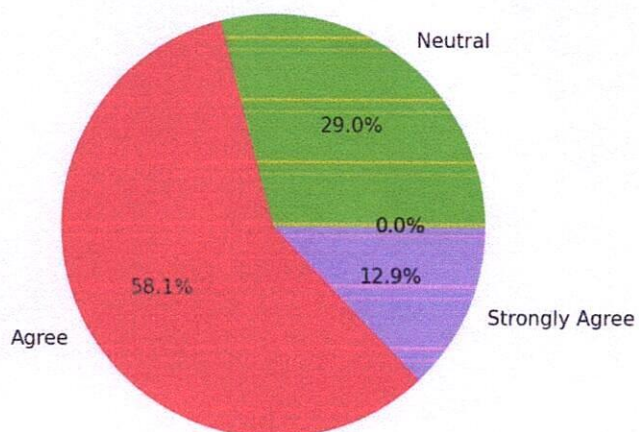
The weak and fast learner students are identified, and efforts are taken for improvement through remedial classes and other activities to improve the performance.

Strongly disagree	Disagree	Neutral	Agree	Strongly Agree
1	0	5	22	3
3.2%	0.0%	16.1%	71.0%	9.7%



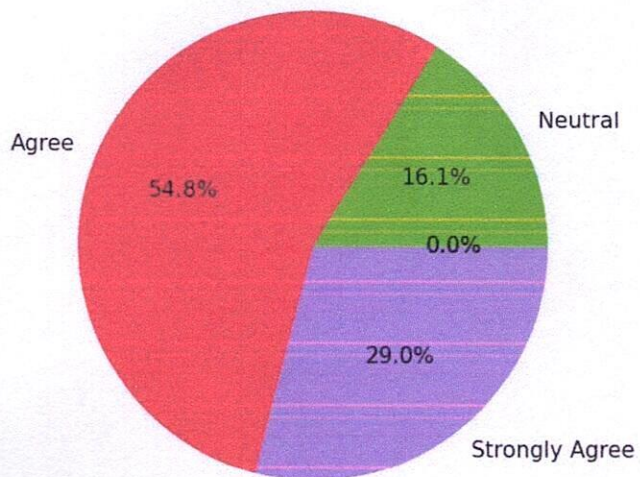
Overall ambience of the Institute is conducive for effective learning.

Strongly disagree	Disagree	Neutral	Agree	Strongly Agree
0	0	9	18	4
0.0%	0.0%	29.0%	58.1%	12.9%



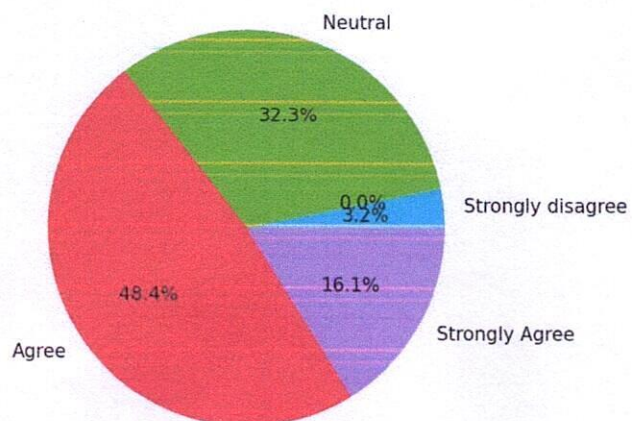
The atmosphere of the Institute is conducive to bring out best from you.

Strongly disagree	Disagree	Neutral	Agree	Strongly Agree
0	0	5	17	9
0.0%	0.0%	16.1%	54.8%	29.0%



The institute responds timely to your grievances to your satisfaction.

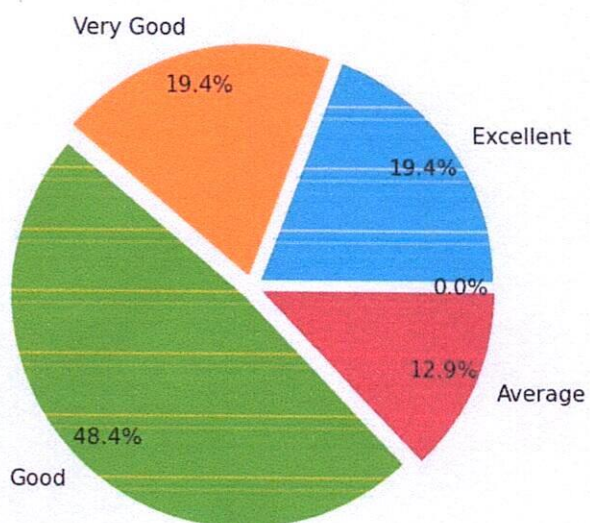
Strongly disagree	Disagree	Neutral	Agree	Strongly Agree
1	0	10	15	5
3.2%	0.0%	32.3%	48.4%	16.1%



Amenities and Assistance provided at the college.

Class room -Infrastructure

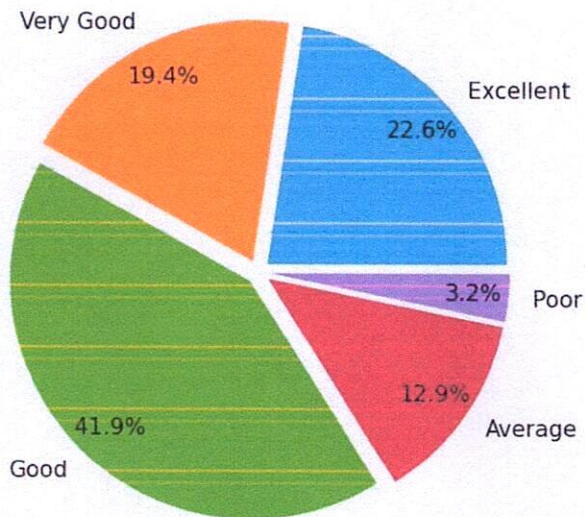
Excellent	Very Good	Good	Average	Poor
6	6	15	4	0
19.4%	19.4%	48.4%	12.9%	0.0%



Drinking water facility

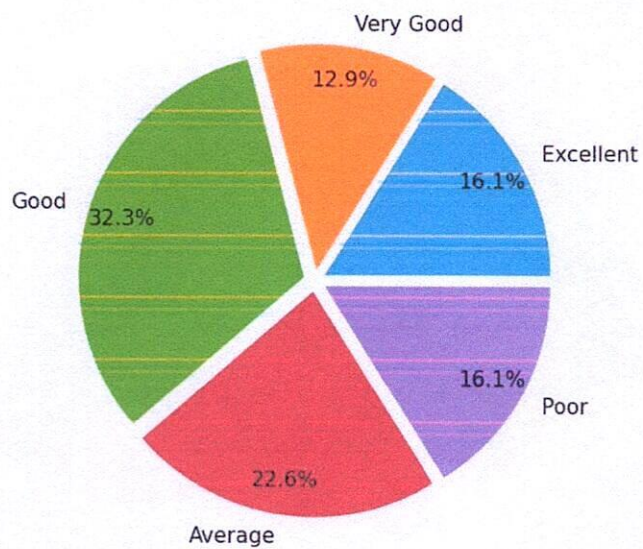
Excellent	Very Good	Good	Average	Poor
-----------	-----------	------	---------	------

7	6	13	4	1
22.6%	19.4%	41.9%	12.9%	3.2%



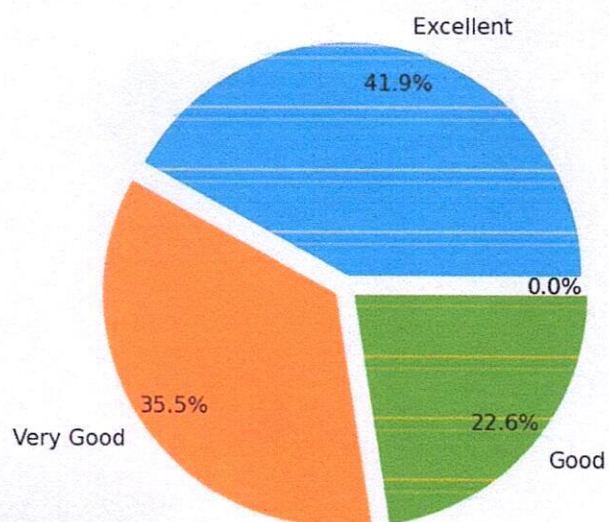
Washroom Cleanliness and maintenance

Excellent	Very Good	Good	Average	Poor
5	4	10	7	5
16.1%	12.9%	32.3%	22.6%	16.1%



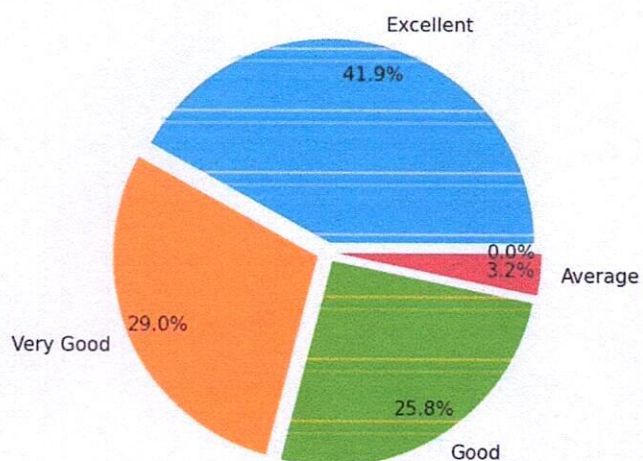
Greenery in the college campus

Excellent	Very Good	Good	Average	Poor
13	11	7	0	0
41.9%	35.5%	22.6%	0.0%	0.0%



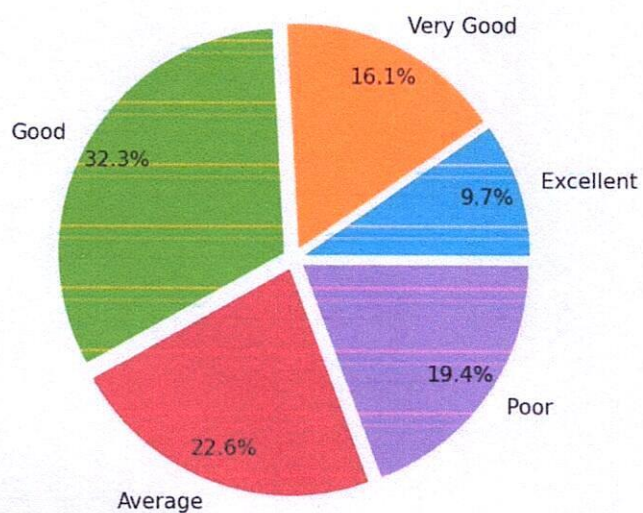
Cleanliness and -maintenance of college premises

Excellent	Very Good	Good	Average	Poor
13	9	8	1	0
41.9%	29.0%	25.8%	3.2%	0.0%



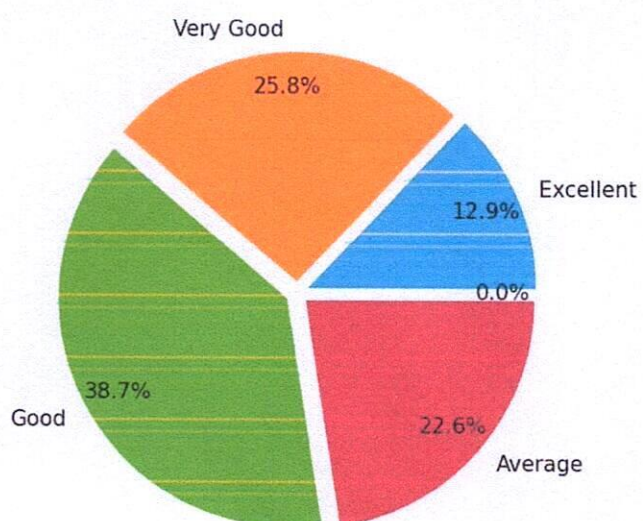
Canteen facilities

Excellent	Very Good	Good	Average	Poor
3	5	10	7	6
9.7%	16.1%	32.3%	22.6%	19.4%



Equipment, amenities, and assistance for Sports activities

Excellent	Very Good	Good	Average	Poor
4	8	12	7	0
12.9%	25.8%	38.7%	22.6%	0.0%




 PRINCIPAL
 DON BOSCO COLLEGE
 TURA-794002

